



KIDS, VAAYU & HAR GHAR TIRANGA

75
आज़ादी का
अमृत महोत्सव

FREEDOM STRUGGLE
IDEAS@75
RESOLVE@75
ACTIONS@75
ACHIEVEMENTS@75

(A COMIC BOOK ABOUT THE NATIONAL FLAG CODE & INTERESTING FACTS ABOUT TIRANGA)

Dr. Ravindra Khaiwal

Dr. Suman Mor

KIDS, VAAYU & HAR GHAR TIRANGA

(A COMIC BOOK ABOUT THE NATIONAL FLAG CODE & INTERESTING FACTS ABOUT TIRANGA)

India achieved its freedom on the 15th of August 1947 & completed 75 years of independence in 2022. To mark this achievement Government of India initiated 'Azadi Ka Amrit Mahotsav', which is a celebration of freedom, its glorious history & the value it carries, including the progress made over the years.

Under the aegis of 'Azadi Ka Amrit Mahotsav', 'Har Ghar Tiranga' is a campaign launched to encourage people to bring the national flag to their home & display it. This campaign will help to build a personal connection with the national flag, so that we all stand together for the country & achieve new heights as it emerges from its glorious past.

Considering this, we bring this 2nd edition of comic book KIDS, VAAYU & HAR GHAR TIRANGA, which aim to foster a sense of patriotism & raise public awareness about our national flag. Let's learn some interesting facts about our national flag & its journey. Further, the comic engages children & the public to understand the flag code of India with pictorials & modest content to ensure that it is treated with dignity & full respect.

Let's be part of 'Har Ghar Tiranga' campaign, be proud of being an Indian & contribute to global progress & peace.
Jai Hind! Jai Bharat!





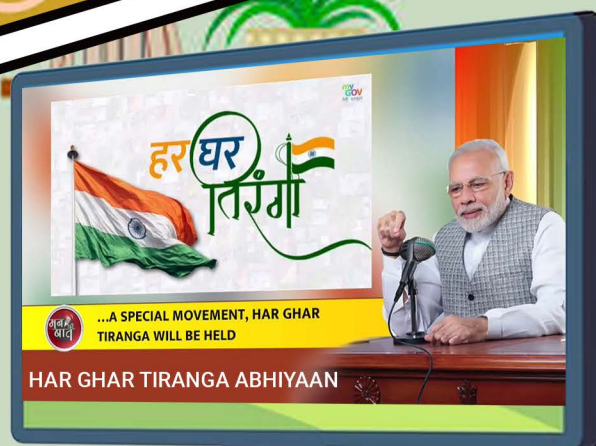
My dear countrymen, during the 'Amrit Kaal', a special movement 'Har Ghar Tiranga - Ghar Ghar Tiranga' is organized from 9th - 15th August.

Please be a part of this movement & hoist the Tricolour at your home from the 13th to 15th of August, or adorn your home with it.

Modi ji said "The tricolor connects us, inspires us to do something for the country." How?



Har Ghar Tiranga?





Vaayu saluting Tiranga with armed forces at Pangong Tso lake




Why Kids are calling?
I must visit them.



Vaayu is landing with
Tirangas in his hand.

Wow, Tiranga!!



Kids, 'Har Ghar Tiranga' is a campaign initiated under the patronages of 'Azadi Ka Amrit Mahotsav'.

This campaign encourages people to bring the national flag to their homes & become the part of the India's independence day celebration.

Vaayu, What is Viksit Bharat @2047?

Vaayu, What is 'Amrit Kaal'?

'Azadi Ka Amrit Mahotsav' was launched on 12th March 2021 to have a 75-week countdown to the 75th anniversary of our freedom. 2022 to 2047 will be period of Amrit Kaal.

Kids! The objective of Developed India@2047 is to make India a developed nation by the year 2047, i.e. the 100th year of independence. This approach encompasses various aspects of development including economic growth, good governance, environmental sustainability and social progress. Emphasis has been laid on the need for empowerment of four main sections of the developed India: poor, youth, farmers and women.

Vaayu! We all will contribute together to make the Viksit Bharat @2047 successful!

01

Economic Growth

A strong, resilient economy that offers opportunities and a high standard of living through entrepreneurship, innovation, & competitiveness.

Good Governance

Agile governance with sound policies, accountability, & swift action based on credible data, teamwork, & empathy.

Viksit
Bharat
@2047

02

Environmental Sustainability

A clean, green environment that preserves biodiversity & natural resources, addressing climate change through restoration, conservation, & resilience.

04

Social Progress

An inclusive society that ensures dignity & well-being for all, respecting cultural heritage with a foundation of justice, equality, & diversity.

03

DEVELOPED
INDIA
MISSION
— 1947 TO 2047 —



COMMEMORATING MILESTONES IN HISTORY, UNSUNG HEROES, etc.



This theme highlights our commemorative initiatives under Azadi Ka Amrit Mahotsav. The focus is to bring stories & sacrifices of our unsung heroes to achieve independence. It takes us to the major milestone & freedom movements in the Indian historical journey of independence achieved on 15th August 1947.

CELEBRATING IDEAS & IDEALS THAT HAVE SHAPED INDIA.

As we move towards the Amrit Kaal, which includes 25 years between 2022 (India@75) & 2047 (India@100), this theme emphasizes the programs & events that helped to shape us & will lead us as we move ahead toward a new world. We need to believe in our ideas & values toward Vasudhaiva Kutumbakam.



REINFORCING COMMITMENTS TO SPECIFIC GOALS & TARGETS.



We all need to unite & contribute to shaping our country's destiny. This theme encourages all of us to arise & play our part as individuals, as a community, as civil society, or as a part of the institutions of governance to be the strength of our country for its development.

HIGHLIGHTING STEPS BEING TAKEN TO IMPLEMENT POLICIES & ACTUALIZE COMMITMENTS.

India needs to rise to new heights as a new world order is taking place in the post-COVID era. This theme focuses on India's efforts & contribution toward its rightful position, including implementing policies & actualizing local & global commitments.



SHOWCASING EVOLUTION & PROGRESS ACROSS DIFFERENT SECTORS



India has a history of glorious past & its contribution to science & society. Through this theme, India aims to nurture into a public description of our shared achievements since independence with a heritage of over 5000 years of ancient history.



Okay, tell me now, what does three colors represent in our national flag?

We know this 😊

The Saffron color depicts the courage & sacrifice

White color highlight the truth, peace & purity

The Green color refers to the prosperity

Non-violence, forgiveness, truth, shame, reverence, control of the senses, charity, sacrifice, austerity & meditation are the ten strenghts of Dharma.



अथाहिंसा क्षमा सत्यं ह्रीश्रद्धेन्द्रिय संयमाः ।
दानमिज्या तपो ध्यानं दशकं धर्म साधनम् ॥


You are intelligent kids. I hope you know that 'Ashoka Chakra' in our flag represents the laws of dharma.

Yes, Vaayu. We know this. The Ashoka Chakra have 24 spokes that are uniformly spaced. The Ashoka Chakra is always marked in a Navy-blue on the white strip of the flag.

Superb Kids!

यतो धर्मः ततो जयः ॥

WHERE THERE IS DHARMA, THERE WILL BE VICTORY



Ok kids, Now tell me... when do we hoist & unfurl our national flag & what does it represent?



The flag is hoisted on Independence day to commemorate our freedom.

We unfurled our flag on Republic day to celebrate the date on which the Constitution of India came into effect.

You are brilliant, Kids!

Vaayu, the teacher also mentions the national flag code 2002. Could you please explain this?

Yes, Kids! The national flag code provides the instruction & guidance to ensure the National Flag of India is treated with dignity & fly high in its full glory.

Thank you, Vaayu for telling us!!

HOW TO HOIST A NATIONAL FLAG

The National Flag of India can be displayed in the open by individuals, organizations, or government authorities.

The Indian National Flag should be given a place of honor & be placed in a clean spot.

When flown in open, the Tiranga can be flown at any time of day or night.



The saffron band should be on top when the National Flag is hung flat & horizontally on a wall. When the National Flag is hung vertically, the saffron band should be to the left of a person looking at it.

When the National Flag is hung from a staff that sticks out horizontally or at an angle from a window sill, balcony, or the front of a building, the saffron band should be at the end of the staff that sticks out the farthest.

The National Flag should not be flown at half-mast unless the Government of India notifies. When the National Flag is at half-mast, it must first be raised to the top of the staff & then lowered to the half-mast position. Before taking down the flag for the day, it should be raised to its highest point again.

THINGS TO AVOID WHILE HOISTING



The National Flag should not be hung upside down, with the saffron band on the bottom.




The National Flag should not be displayed if it is torn or dirty.




The National Flag shall not be dipped in to salute to any person or thing



The National Flag may not be used as a festoon, rosette, bunting, or in any other way to decorate.



The National Flag shall not be allowed to touch the ground, floor, or trail in the water.



The National Flag must not be flown or attached in a way that it gets damaged.



The National Flag should not be flown simultaneously as any other flag from a single masthead.

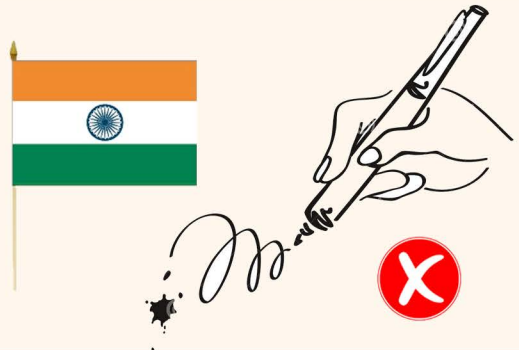


The National Flag cannot be used to cover a speaker's desk, nor can it be draped over the platform.

THINGS TO AVOID WHILE HOISTING



The National Flag cannot be used as a curtain for anything, not even at private funerals.



The National Flag will not have any writing on it.



The National Flag cannot be used to wrap, receive, or deliver things.



The National Flag cannot be used to cover a car's sides, back or top.



No other flag or bunting may be placed above, next to or higher than the National Flag. Also, nothing not even flowers or garlands, may be put on or above the flag mast from which the National Flag is flown.



No one can use the National Flag below the waist as part of a costume, uniform, or accessory of any kind. It also cannot be embroidered or printed on pillows, handkerchiefs, napkins, underwear, or any other dress material.



Har Ghar Tiranga
Hoist a flag at your house from
13th-15th August

Kids, do you know that you
can also register online for Har
Ghar Tiranga Campaign?

Really, please
tell us more.

Please visit the website <https://harghartiranga.com/> & it will show
the screen as below & you need to complete the following steps.

Har Ghar Tiranga

Hoist a flag at your house from
13th-15th August

Very useful
website.

Step 1	Step 2	Step 3
<input type="text"/> Name	 Click a picture hoisting the Tiranga	 Drag and drop files here or <input type="button" value="Browse Files"/> <input type="button" value="Click Picture"/> Upload Media
<input type="text"/> Mobile number		
<input type="text"/> Country/State		
Enter Details		


I just registered &
got my certificate.
Wonderful.

Show us!
Show us!

CERTIFICATE OF APPRECIATION

PROUDLY PRESENTED TO
SUMAN MOR

FOR SUCCESSFULLY FINISHING A FLAG,
AN INITIATIVE BY THE MINISTRY OF CULTURE TO MARK AZADI KA AMRIT MAHOTSAV



This is a handy website.
We will get our certificate too.
Are you getting yours?

Yes, Kids! You can also get a digital
national flag & resources for 'Har
Ghar Tiranga' campaign.



DIGNIFIED DISPOSAL OF A DAMAGED FLAG

WAY 1



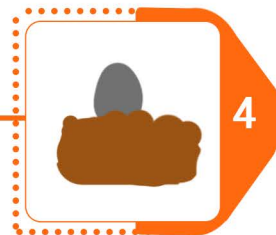
Find dignified wooden box



Fold the flag respectfully & place in box



Bury the box in earth



Mark the burial location with stone marker

WAY 2



Build a fire



Fold the flag respectfully



Carefully place the folded flag on the top of fire



Take a moment to respect the flag

WAY 3



Consider recycling of synthetic flag

OUR FLAG, OUR PRIDE

Paper flag should not be thrown on the ground after the event. It should be disposed off with any above method.

If you see a national flag being disrespected, please collect it & dispose respectfully with dignity.



CORRECT WAY TO FOLD TIRANGA

STEP-1



Place the flag horizontally

STEP-2



Fold the saffron & Green bands under the middle white band

STEP-3



Fold the white band in such a way that only the Ashoka Chakra is seen with parts of saffron & green bands

STEP-4



Carry the folded flag on palms or arms to store it

Okay Kids, Now remind me what you have learnt?

We will be a part of har ghar tiranga campaign.

We will maintain the dignity & glory of our national flag.


I will tell my friends & family about the national flag code & will also share a flag with them.

Ok Kids, I will wait for your selfie with Tiranga.

HAPPY INDEPENDENCE DAY

INTERESTING FACTS ABOUT THE NATIONAL FLAG

The Indian national flag evolved over the years before it was finally accepted on 22nd July 1947, just before the Independence.



Indian Color Flag Palette

#FF9933	#FFFFFF
#138808	#000080

The length to width ratio of the Tricolor is 3:2. Further, three color strips of the national flag should be equivalent in width & length.



MOMENTS WITH Tiranga

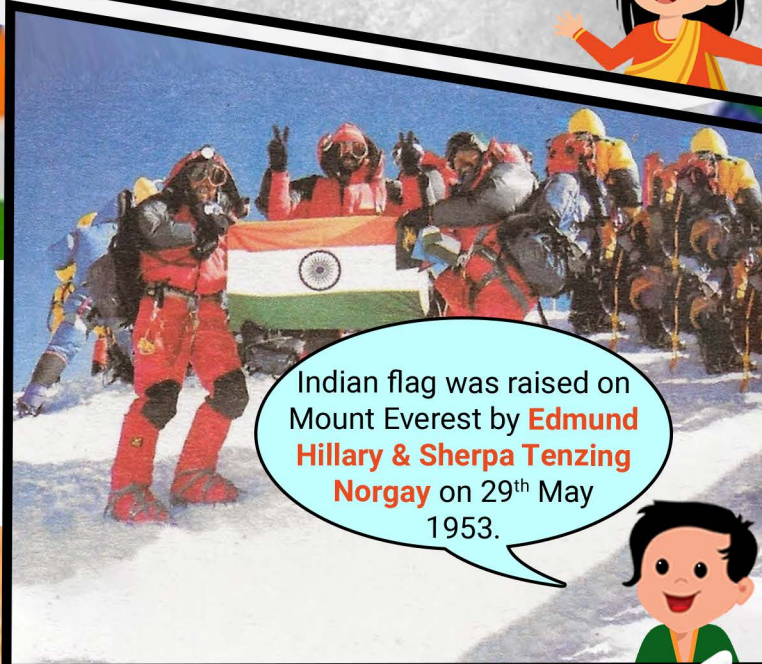


In April 1984, the Indian flag flew into space as an emblem on the spacesuit worn by Cosmonaut Wing Commander **Rakesh Sharma**.

Belgavi (Karnataka) hoisted the tallest flag. This flagpole measures 110 meters in length.



Indian flag was raised on Mount Everest by **Edmund Hillary & Sherpa Tenzing Norgay** on 29th May 1953.



उत्तिष्ठत जाग्रत प्राप्य वरान्निबोधत ।

ARISE, AWAKE & STOP NOT, TILL THE GOAL IS ACHIEVED

DEVELOPED
INDIA
MISSION
1947 TO 2047



KIDS, VAAYU & HAR GHAR TIRANGA

'Har Ghar Tiranga' campaign was launched in 2021 under the patronage of 'Azadi Ka Amrit Mahotsav' to commemorate the 75 years of our independence & this to inspire people to carry the national flag at home & display it. This campaign aims to forge a personal bond with the flag & have it stand for togetherness in the country.

The 'Har Ghar Tiranga' campaign will foster a sense of patriotism & raise public awareness about our national flag & Viksit Bharat by 2047. Let's learn some interesting facts about our national flag & ensure it is treated with dignity & fly high with its full glory. Jai Hind! Jai Bharat!



Concept, Script & Idea



Dr. Ravindra Khaiwal

Professor of Environment Health
Department of Community Medicine & School of Public Health
PGIMER, Chandigarh, 160012, India

khaiwal@yahoo.com



Dr. Suman Mor

Professor
Department of Environment Studies
Panjab University, Chandigarh, 160014, India

sumanmor@yahoo.com

Contribution



Lakshya Khaiwal

Panjab University, Chandigarh, India



Aaditya Khaiwal

Ankur School, Chandigarh, India

© No reproduction or print allowed without permission.

ISBN: Applied

First Edition: August, 2022

Second Edition: August, 2024